


The key app K-APP® is the perfect app to easily access your building



K-App
by FDI Matelec



User instructions

User instructions for Bluetooth access swipe

OBTAINING A BLUETOOTH CREDENTIAL

1. Submit a request using the Access device Fotm, on the “Access” tab of templecourtapartments.com.au. You will need to provide the mobile phone number of the Bluetooth-enabled device you wish to use for access. Only owners are granted access.
2. Download the K-app on your Android / iOS device.
[Click here for iOS](#)
[Click here for Google Play](#)
3. Follow the instructions to create an account. You will be prompted to verify your app account via an SMS code.
4. Once your building manager, strata manager and supplier has approved the request, Bluetooth access will be enabled in the app according to the permission level.
5. The user is then able to use the phone as a credential to access the door authorised for the pre-determined period of time. The user can log into the app to check what building and which doors they have access to. To release a door, the phone needs to be presented in front of the reader.

Standard functions

The APP allows to adjust the range from which the phone communicate with the reader by increasing or decreasing the Bluetooth signal. As different brands have different Bluetooth hardware it is recommended to test different configurations to achieve the desired range.

[For Android](#)

In settings the following options are available:

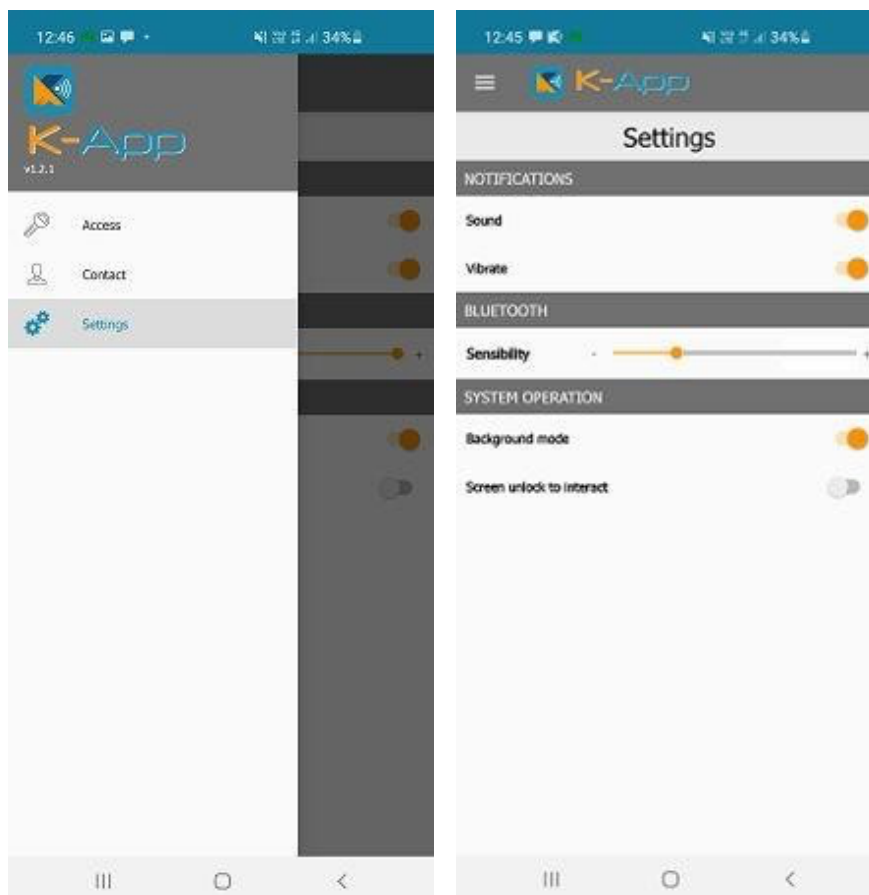
Sound - when enabled the reader will emit a sound when the door is released

Vibrate - when enabled the phone will vibrate when a door is released

Sensitivity - by reducing the sensitivity the Bluetooth range decreases requiring the phone to be closer to the reader for the door to be released. We recommend setting the sensitivity as shown in the picture below (one third of the sensitivity bar)

Background mode - when enabled the APP keeps running in the background. This function must also be enabled in the general privacy settings of the phone.

Screen unlock to interact - if enabled the user is required to unlock the phone before the door can be released to increase the security on site with the double authentication.



For iOS

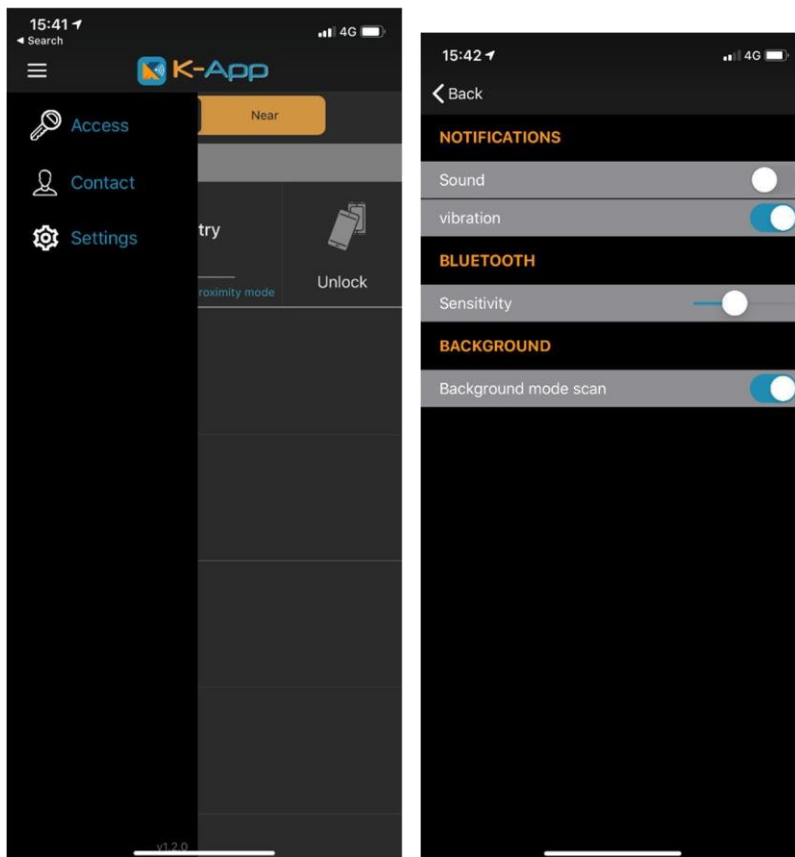
In settings the following options are available:

Sound - when enabled the reader will emit a sound when the door is released

Vibrate - when enabled the phone will vibrate when a door is released

Sensitivity - by reducing the sensitivity the Bluetooth range decreases requiring the phone to be closer to the reader for the door to be released. We recommend setting the sensitivity as shown in the picture below (one third of the sensitivity bar)

Background mode - when enabled the APP keeps running in the background. This function must also be enabled in the general privacy settings of the phone.



Last updated Jan 2026

©Urmet Home & Building Solutions Pty Ltd 2021